

Internet Advancement 2.0

5/10/2019



What is Internet Advancement 2.0?

Upgrades Internet Advancement for Packs, Troops, Crews and Ships

Offers the ability to quickly enter advancements

Provides the report needed for the Scout Shop to purchase

Enables upload of advancements from 3rd party products



Why the need for the upgrade?

Support for modern platforms (phones, tablets, etc.)

Writes to the new advancement database of record

Support for Single Sign On

Written in a way that is easier to add features



Where is Internet Advancement 2.0?

The Internet Advancement login page has a link to Internet Advancement 2.0.

The Legacy Tools menu in my.scouting.org has a link called “Internet Advancement 2.0”

You can bookmark
<https://scoutbook.scouting.org>

There is a link in Scoutbook.com



Who Can Access?

Unit Key 3

Unit Advancement
Chairs (as defined
in Security
Manager)

Unit Key 3
Delegates (as
defined in Security
Manager)



When is Internet Advancement Going Away?

Two weeks after Internet Advancement 2.0 is released

Units needing a copy of previous IA 1.0 report should download prior reports while the old Internet Advancement is available.

After that time, contact your local council service center for old Internet Advancement version 1 reports.



How to Manually Enter Advancements & Get Report for Scout Shop



The screenshot displays a web application interface for a troop roster. On the left, a dark sidebar menu contains several options: 'Roster' (highlighted with a yellow box), 'Profile', 'Reports', and 'Forum'. The main content area is titled 'Troop Roster' and includes a search bar labeled 'Search by Name or Member ID'. Below the search bar is a table with the following data:

<input type="checkbox"/>	Name ↑↓	Member ID	Age ↑↓	Last Rank Approved ↑↓
<input type="checkbox"/>	Sam ↓	125127955	15	Life Scout ⓘ
<input type="checkbox"/>	Alexander ↓	128792503	14	First Class ⓘ

Additional interface elements include a 'Run Report' button with a dropdown menu showing '10' and a notification badge with the number '4' next to the 'Troop Roster' title.





- Log in
- Click on Roster from the menu on the left



Troop Roster Activity 4 [Import File](#)

Search by Name or Member ID


Run Report ▼ Record Advancement


<input type="checkbox"/>	Name ↑↓	Member ID	Age ↑↓	Last Rank Approved ↑↓
<input type="checkbox"/>	 Sam	125127955	15	 Life Scout i
<input checked="" type="checkbox"/>	 Alexander □	128792503	14	 First Class i



Select at least one Scout and click Record Advancement





Approve Advancement ✕

Completion Date*
05 / 02 / 2019 

Type of Advancement*
Merit Badge 

Advancement Item*
 American Heritage 

Registered Youth:
1 of 1 to be Approved

 Alexander 


SAVE AND APPROVE ANOTHER **APPROVE AND FINISH**

Select the type and the advancement or award to record, Date



 Search by Name or Member ID

 Run Report 

 Record Advancement



Name ↑↓

Member ID

Age ↑↓

Last Rank Approved ↑↓

Select Run Report > Advancement Report



Review Report and Print













- Click Edit Report to make any changes
- Click Generate Report

Advancement Report Preview ✕

\$21.54 Total Fees | **6** Items

Details:
5 Youth qualified for 4 Unique Advancements
Awards: 3 Youth
Merit Badges: 3 Youth

Show Estimated Price

Member Name	Date Completed	Type	Item	Estimated Price
 Sam	05/03/2019	Award	 Complete Angler	\$4.99
 Sam	05/03/2019	Merit Badge	 Painting	\$2.79
 Alexander	05/03/2019	Award	 Complete Angler	\$4.99
 David	02/01/2019	Merit Badge	 Painting	\$2.79
 Simeon	04/02/2019	Merit Badge	 American Labor	\$2.79
 Gabriel	05/01/2019	Award	 50-Miler Award	\$3.19

All above advancements have been marked as "Awarded".



Review Report and Print

- Right click and print report

ADVANCEMENT REPORT Boy Scouts of America

Unit: Troop 50 **Leader:** Mark Test
District: Tongva 01 **Charter Address:** 8930 Village Ave
Unit Expires: 12/31/2019 **City:** Sun Valley
Report Date: 03/18/2019 **State:** CA Zip: 91352
Finalizer of PO: Mark Test
PO #: 232043

FOR COUNCIL SERVICE CENTER USE ONLY
Report Received:
Certificates issued:
Mailed or Issued to:
Date Mailed:
Record Posted:

	Member Name	Date Completed	Type	Description	Price (Estimate)
1	Robbie Test	03/18/2019	Misc Awards	Den Chief Service Award	3.99
2	Robbie Test	03/18/2019	Misc Awards	Historic Trails Award	3.19
3	Robbie Test	03/18/2019	Misc Awards	Messengers of Peace	1.79
4	Robbie Test	03/17/2019	Misc Awards	Mile Swim BSA	2.49
5	Robbie Test	03/16/2019	Misc Awards	Recruiter Strip	1.69
6	Robbie Test	03/07/2019	Misc Awards	Scuba BSA	2.29
7	Roland Test	03/18/2019	Misc Awards	Messengers of Peace	1.79
8	Roland Test	03/18/2019	Misc Awards	Historic Trails Award	3.19
9	Roland Test	03/18/2019	Misc Awards	Den Chief Service Award	3.99

2 Members Qualified for 6 Advancements
Total Items: 9

Total Estimated Fees
Awards: \$24.41
Grand Total: \$24.41

Summary			
Description	Quantity Needed	Description	Quantity Needed
Den Chief Service Award	2	Historic Trails Award	2
Messengers of Peace	2	Mile Swim BSA	1
Recruiter Strip	1	Scuba BSA	1

This report information is to be used only for authorized purposes on behalf of the Boy Scouts of America. Disclosing, copying, or making any inappropriate use of this information is strictly prohibited.



You're Done

You can log off



How to Upload a File

Select
Import File

The screenshot shows a web application interface for managing troop activities. At the top, there are two tabs: 'Troop Roster' and 'Activity' (which is selected and has a red notification badge with the number '4'). In the top right corner, there is a blue button labeled 'Import File' with a document icon, which is highlighted with a red rectangular box. Below the tabs is a search bar with the text 'Search Last 30 days (by Name, Member ID, or Item)'. Underneath the search bar is a dark grey bar containing several action items: 'Run Report' with a dropdown menu showing '10', 'Approve Advancement', and 'Last 30 days'. Below this is a table header with columns: 'Name' (with a dropdown arrow), 'Member ID', 'Date' (with a dropdown arrow), 'Recorded by' (with a dropdown arrow), 'Type', 'Description' (with a dropdown arrow), and 'Status' (with a dropdown arrow). Below the header is a blue bar with the text 'Pending Approvals 4 items' and an upward-pointing arrow. At the bottom of the page, there is a footer with the text 'Adventure: Build Me'.



For More Help

For more assistance go to:
help.Scoutbook.com

