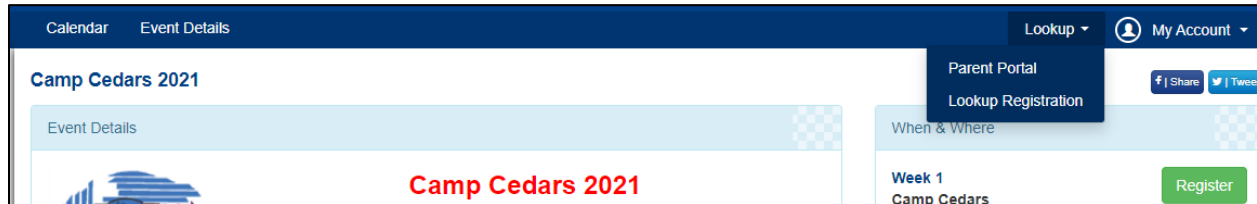


Online Blue Cards

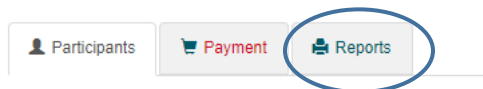
1. Go online to <https://scoutingevent.com/326-Cedars21>
2. Click on “Lookup” in the top right corner
 - a. Unit registrations select “Lookup Registration”
 - b. Families select “Parent Portal”



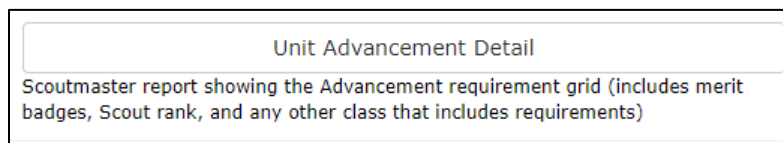
3. Enter in your email address and Registration number and select View Registration:
 - a. Registration # example 326xxxxxx

A screenshot of the 'View Existing Registration' form. It includes a title, a note about logging in, input fields for 'Registration Contact Email Address' and 'Registration Number', a 'View Registration' button, and a link for 'Forgot Registration Number'.

4. Click on “Reports” on the top header.



5. Click “Unit Advancement Detail” report



- a. This report will explain per Scout what requirements are marked off and if the merit badge/activity was completed.
- b. Note: The blue cards report may not show all the requirements.

Questions about Records?
Contact mac@scouting.org or 402-431-9272