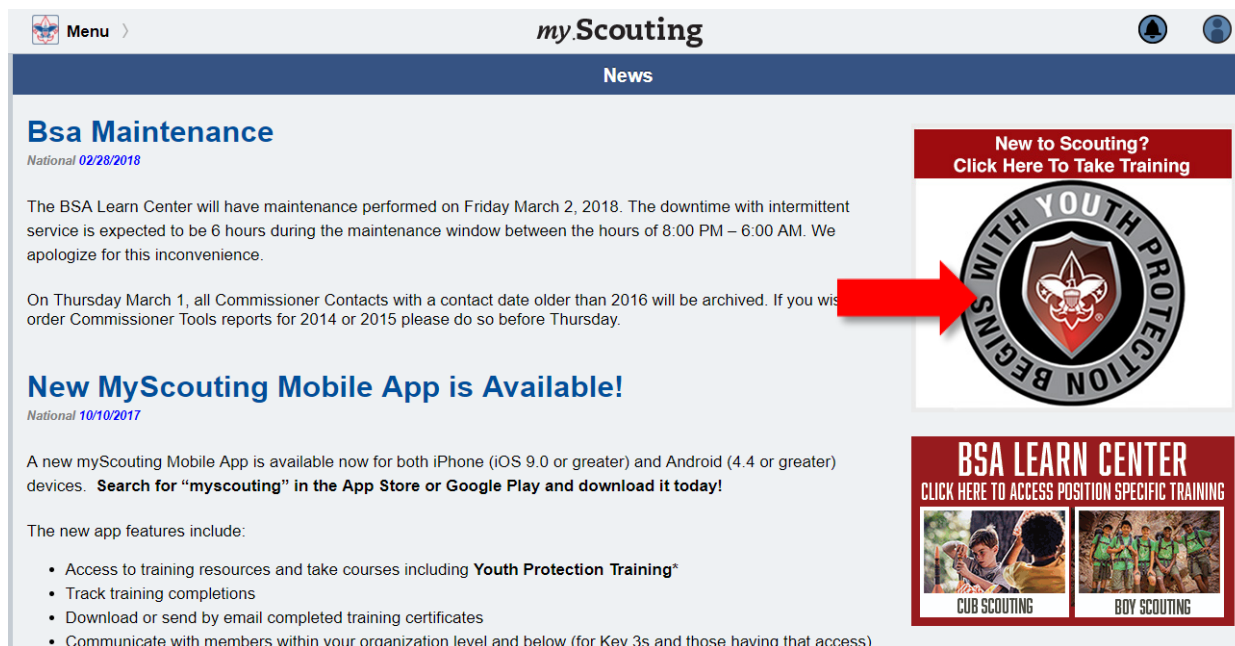


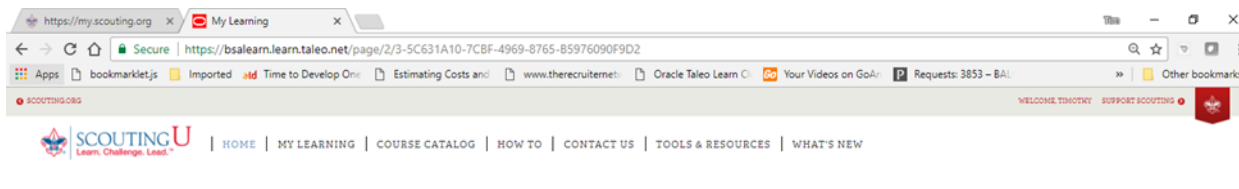
HOW TO GUIDE FOR TAKING YOUTH PROTECTION TRAINING

(Recommended Browsers are Google Chrome for the PC or Safari for the MAC).

1. Go to <http://my.scouting.org>
2. Enter your login name and password.
3. On the opening page of my.scouting.org, click on the Youth Protection logo.



4. On the home page of the BSA Learn Center view the welcome video from Chief Scout Executive Michael Surbaugh.
5. Select the Youth Protection logo to launch the training.



6. Select Youth Protection Training - MANDATORY by clicking on the **+ Add Plan** button.

YOUTH PROTECTION TRAINING

Menu Resources Contact Us

HOME

Youth Protection Training - MANDATORY

The Boy Scouts of America is dedicated to creating and maintaining a safe environment for youth and families. To accomplish this, Youth Protection Training is required for all BSA registered volunteers. Youth Protection Training must be taken every two years. If a volunteer's Youth Protection Training record is not current at the time of recharter, the volunteer will not be reregistered. We strongly recommend all adults to take this training for better protection of youth, both inside and outside of the BSA.

There are three mandatory modules, followed by a test. You must complete all three modules and pass the test with a passing grade of 75% or better to be considered trained. This training takes approximately 1 hour to complete and is valid for 2 years from the date of completion.

To print your certificate upon completion, go to Menu on the my.Scouting page, click My Dashboard and click the printer icon on the YPT Status: line to print your certificate. If you have any questions or issues, contact Member Care at 972-580-2489 or email MyScouting@Scouting.org

All modules are Closed Captioned. Spanish version is currently under development.

Click +Add Plan then click Start to begin the training.

+ Add Plan

Youth Protection Training - RECOMMENDED

Coming Soon

7. Once your plan has been added you will receive the notice below. Select the **Start** button to begin training.

HOME

You have successfully added yourself to the Youth Protection Training - MANDATORY. Learning Plan. There may be a delay before you see updated completion information.

Youth Protection Training - MANDATORY

NEW

The Boy Scouts of America is dedicated to creating and maintaining a safe environment for youth and families. To accomplish this, Youth Protection Training is required for all BSA registered volunteers. Youth Protection Training must be taken every two years. If a volunteer's Youth Protection Training record is not current at the time of recharter, the volunteer will not be reregistered. We strongly recommend all adults to take this training for better protection of youth, both inside and outside of the BSA.

There are three mandatory modules, followed by a test. You must complete all three modules and pass the test with a passing grade of 75% or better to be considered trained. This training takes approximately 1 hour to complete and is valid for 2 years from the date of completion.

To print your certificate upon completion, go to Menu on the my.Scouting page, click My Dashboard and click the printer icon on the YPT Status: line to print your certificate. If you have any questions or issues, contact Member Care at 972-580-2489 or email MyScouting@Scouting.org

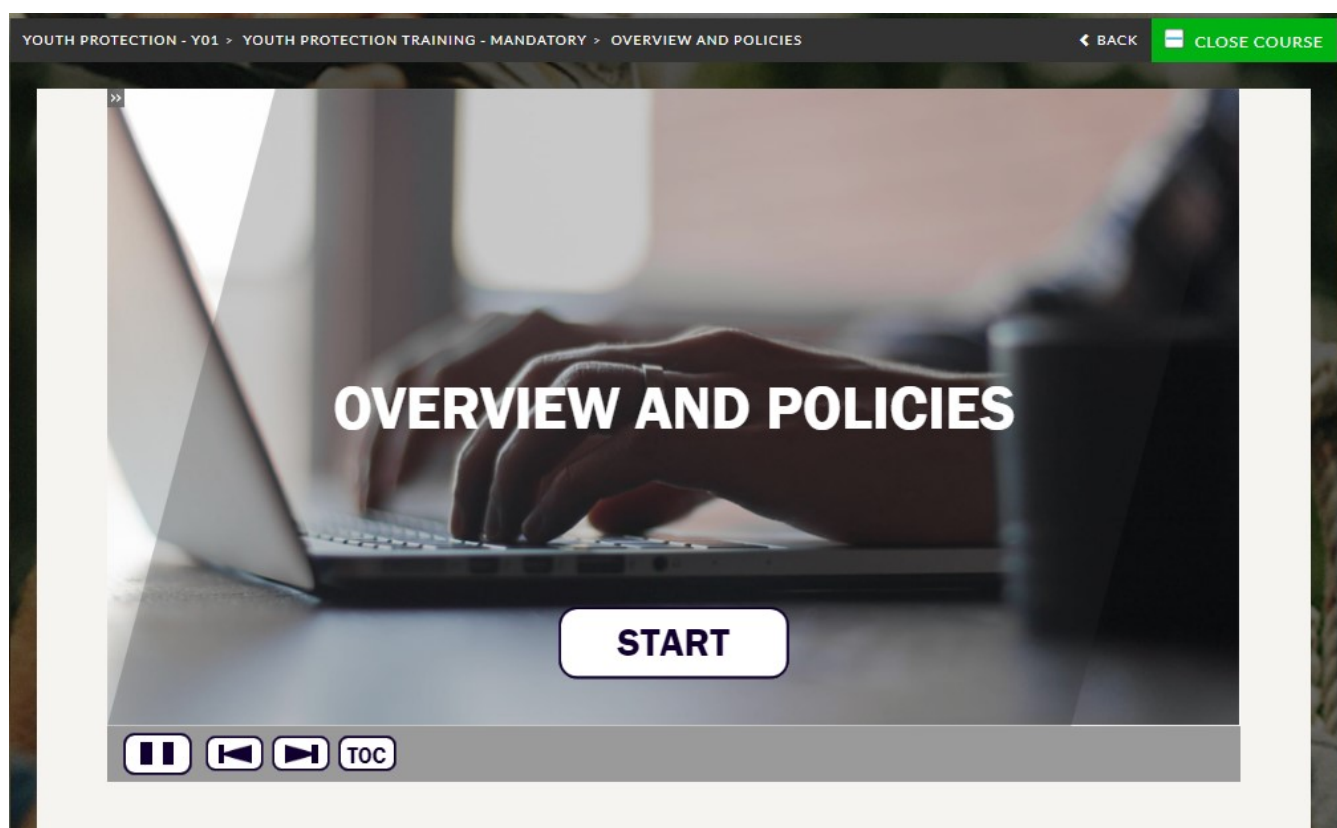
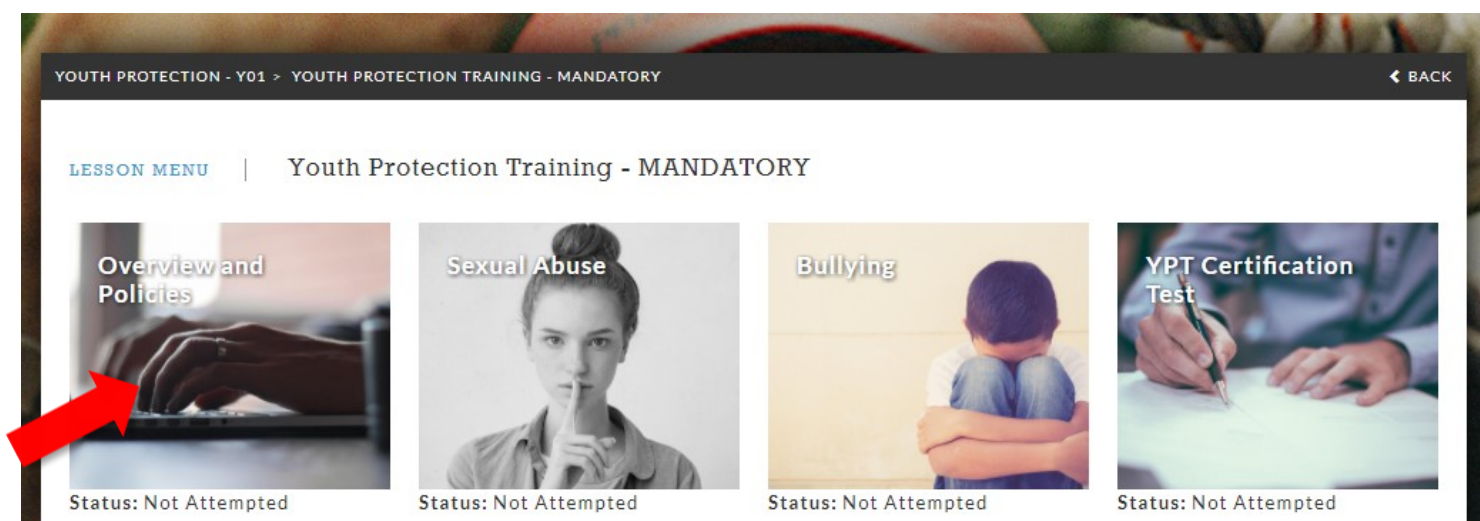
All modules are Closed Captioned. Spanish version is currently under development.

Click +Add Plan then click Start to begin the training.

0% COMPLETED

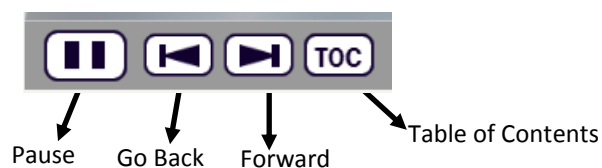
Start

8. Select your module by clicking on the appropriate graphic as illustrated below:



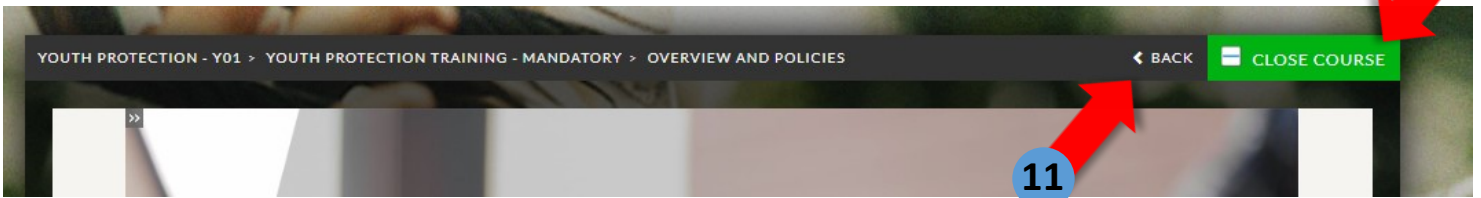
9. Select the START to begin your training.

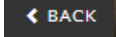
Navigation tools include:



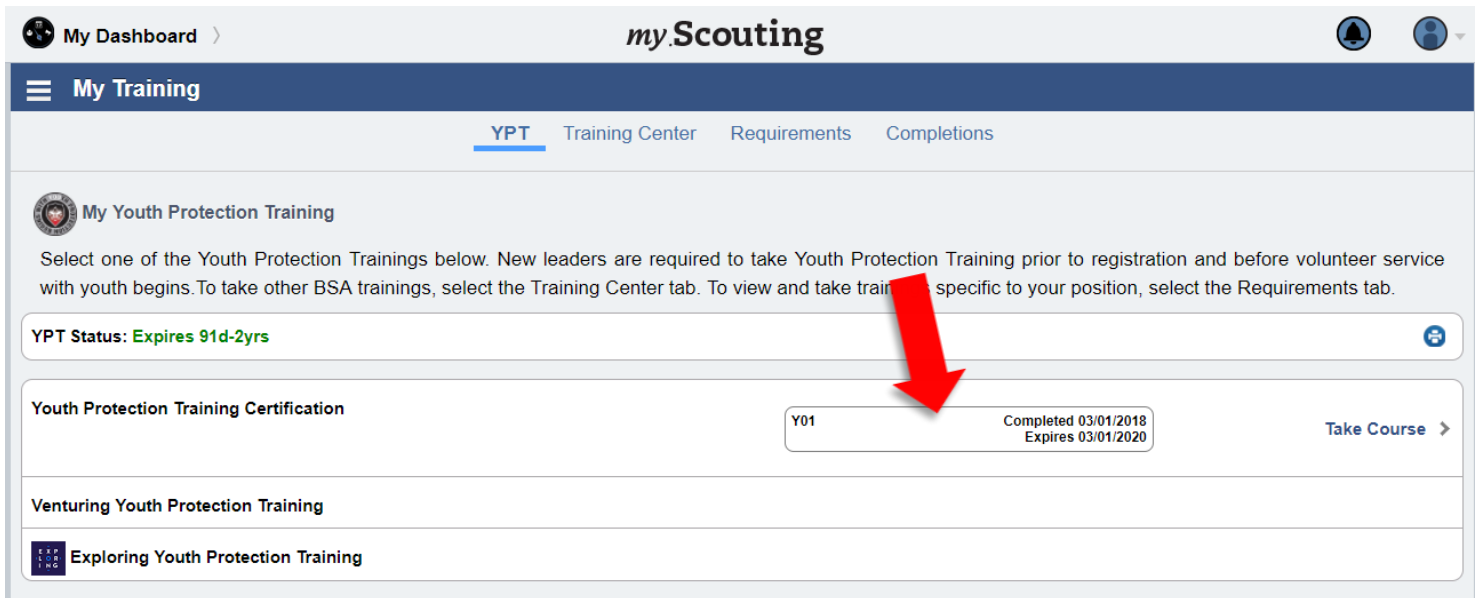
In order to meet timing for state regulations, you will not be able to fast forward (button will be grayed out) until the audio finishes playing for each slide. Once the audio is completed, the forward button will be appear. Click the forward button to proceed.

10. Upon completion of each course select the  button to register **complete status**.



11. Select the  button to go back to course selections.

12. The Youth Protection Training consists of three modules and a test module. All 4 modules will need to be completed to be considered trained for the Youth Protection Training. **Once all 4 modules** have been completed you will see a YO1 completion indicator in my.Scouting.org indicator.



13. You may now print out a Youth Protection Training Certificate by selecting the printer icon.

